



SK-55L

FLOAT TYPE STEAM TRAP

GENERAL FEATURES

Working Principle

The SK-55L is a mechanical steam trap that drains condensate by the mechanical float system. When the system is cold, the incoming air is discharged from the open thermostatic discharge group. When the condensate comes into the condensate and begins to fill up, the float rises due to the density difference and the drain valve is opened and the condensate is discharged. As the condensate temperature rises, the air release element closes, but the condenser continues to discharge due to the float being above. When steam comes, the float moves downwards and the drain valve system closes. The valve system is designed to have water on a continuous basis. Water tightness is ensured. Therefore, there is no steam leakage.

Installation

SK-55L Float Steam Trap is used horizontally. In case of need, vertical installation can be done with if the flow is from top to bottom.

Check that the product is suitable for the desired installation, referring to the product label, the technical data sheet. Check the maximum values of pressure and temperature. Determine the correct installation position according to the direction of condensate flow (flow direction is available on the body). Necessary safety precautions should be taken if condensate evacuation is to the atmosphere. A minimum distance of 200 mm is required to disassemble the cover part and the interior without displace the steam trap.

Condensate Discharge Curve

Red Curve

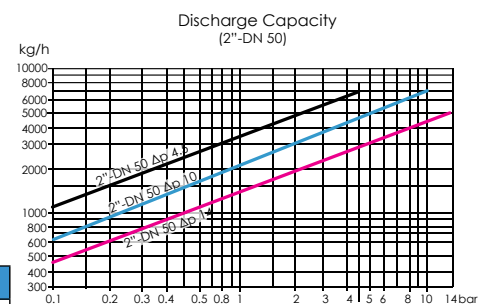
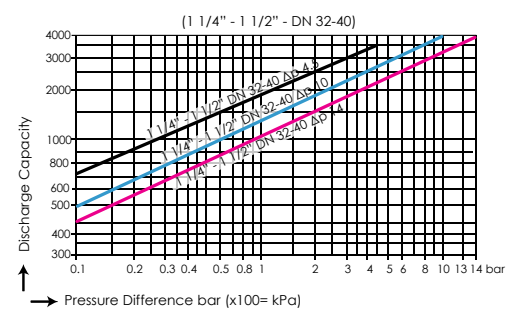
For 14 bar differential pressure

Blue Curve

For 10 bar differential pressure

Black Curve

For 4,5 bar differential pressure



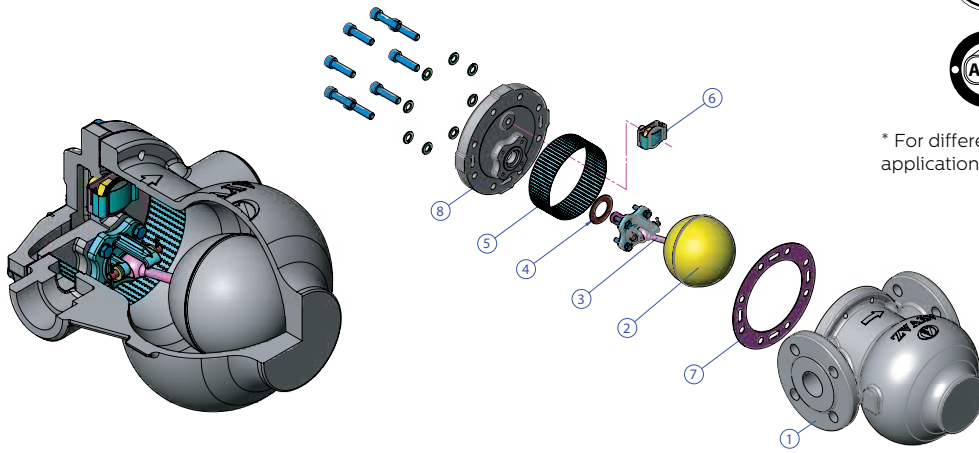
Product Specifications	
Body and Cover	GGG 40.3 Ductile Iron
Inner Parts and Float	AISI 304 Stainless Steel
Connection	Flanged and Threaded
Connection Style	Horizontal / Vertical (Vertical Entry from Top)

WORKING CONDITIONS	
Max. Working Pressure	16 bar
Max. Pressure (Body)	25 bar
Max. Working Temp.	250°C
Max. Pressure Diff. (ΔP)	4,5-10-14 bar

SK-55L FLOAT TYPE STEAM TRAP



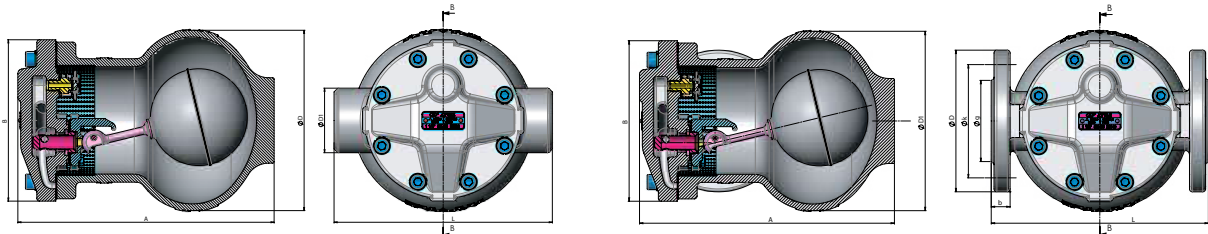
PRODUCT STRUCTURE



* For different sizes, connection, pressure and applications please consult our sales team.

Part List		
No	Part Name	Material
1	Body	GGG 40.3 Ductine Iron
2	Float	AISI 304 Stainless Steel
3	Float Ball + Lever	AISI 316 Stainless Steel
4	Guide Gasket	AISI 304 Stainless Steel
5	Strainers	AISI 304 Stainless Steel
6	Thermostatic Unit (air and gas discharge)	AISI 304 Stainless Steel
7	Cover Gasket	Pure Graphite
8	Cover	GGG 40.3 Ductile Iron

DIMENSIONS



Flanged											Threaded					
Dia.	ØD	Øk	Øg	Øb	Holes	A	B	ØD	ØD1	L	Dia.	A	B	ØD	ØD1	L
DN32	140	100	78	20	ØD18x4	270	170	190	68	230	11/4"	270	170	190	68	230
DN40	150	110	86	20	ØD18x4	270	170	190	68	230	11/2"	270	170	190	68	230
DN50	165	125	102	20	ØD18x4	280	176	230	80	230	2"	280	176	230	80	230

All dimensions in the table are given as "mm".



HEAD OFFICE - FACTORY

Atatürk Sanayi Bölgesi Hadımköy Mahallesi Mustafa İnan Caddesi No: 44 Arnavutköy - İSTANBUL
 Tel: +90 212 771 01 45 (pbx) | Fax: +90 212 771 47 27
 info@ayvaz.com | www.ayvaz.com

Cona
Caserta/Italy
 Tel: +39 0823 187 3988
 rmolaro@ayvaz.com

Ayvaz Germany
Viernheim/Germany
 Tel: +49 62046014399
 germany@ayvaz.com

Ayvaz Ukraine
Kiev/Ukraine
 Tel: +380 44 390 57 57
 info@ayvaz.com.ua

Tricorr
Warsaw/Poland
 Tel: +48 530 030 810
 +48 533 603 335
 tricorr@tricorr.eu

Ayvaz Azerbaijan
Baku/Azerbaijan
 Tel: +99 (455) 579-84-32
 ahayatov@ayvaz.com

Ayvaz Egypt
Cairo/Egypt
 Tel: +20 122 819 78 29
 andrew.eid@ayvaz.com

Ayvaz Gulf
Dubai/U.A.E
 Tel: +971 563550822
 +971 501306871
 mideast@ayvaz.com

Ayvaz China
Ningbo/China
 Tel: +86 152 5830 7361
 msahin@ayvaz.com

Ayvaz Kazakhstan LLP
Almaty/Kazakhstan
 Tel: +7 (727) 327 97 57
 info_kz@ayvaz.com

Ayvaz N
Ispirih/Bulgaria
 Tel: +359 8431 27 32
 office@ayvaz-n.eu

Ayvaz Serbia
Belgrade/Serbia
 Tel: +381 61 658 70 52
 yakbiyik@ayvaz.com

Ayvaz Vietnam
HCMC/Vietnam
 Tel: +84 89 8508345

Ayvaz Americas
Rhode Island/USA
 Tel: +1 401 737 8380
 americas@ayvaz.com